

I speak Arabic

أتكلم العربية



..... : الإسم :

..... : الصف :



Year 1

Mr Taoufiq Cherkaoui ©

Table of content

World languages	3
Arabic and the Arab World	4
Arabic alphabet lesson 1	6
Greetings	11
Arabic alphabet lesson 2	14
Class instructions	19
Arabic alphabet lesson 3	23
Age and numbers	30
Months of the year	34
Class equipment	38
Colours	42





World languages



1. Key words: Complete the wordsearch

T T T Y H N A I S S U R N L H
 B D A R A B I C X P C A H A S
 N E V B D B G R O M I I S T I
 P B R V W E S R A N N L L V L
 W K F B R V T I A D J S E I O
 N J Q M E U W R I S N D W A P
 O A A K G R I T A L I A N N P
 H N E U U U D H M O D H M U I
 V S E R D R S U E V I J N F L
 I S I R O I D N P A L J U R I
 E F U N K K M I Z K A X M E H
 I T A R A J U G S B G J V N A
 F G U D L P W Z I H N D C C W
 E T O H P U S H T U E J L H S
 H S I R I V N W E R B E H U B

- | | |
|----------|------------|
| ARABIC | LATVIAN |
| BENGALI | MANDARIN |
| BERBER | POLISH |
| FRENCH | PORTUGUESE |
| GERMAN | PUNJABI |
| GUJARATI | PUSHTU |
| HEBREW | RUSSIAN |
| HINDI | SLOVAK |
| IRANIAN | SPANISH |
| IRISH | SWAHILI |
| ITALIAN | TURKISH |
| KOREAN | URDU |
| KURDISH | WELSH |

2. Make a list of languages spoken in your city/community?



Lesson 1: Arabic and the Arab World

1. What do you know about Arabic people? Create a poster in pairs

2. Read the text and answer the questions.

ARABIC is fifth in the world's table of languages. Arabic is spoken by more than 200 million people in the Arab World, and it is spoken in 22 countries.

Because Arabic is the language of the Quran, the holy book of Islam, it is respected across the Muslim world. Many non-Arab Muslim children begin learning Arabic at early age, to help them to read and understand the Quran. Like Hebrew Arabic is a Semitic language. Islam, Christianity and Judaism and practiced in the Arab World.

The Arabic language is written right to left and the front of an Arabic book is what would be considered the back by speakers of most western languages.

In Arabic alphabet there are 28 **consonants** and three **vowels** – a, i, u – which can be short or long. Some of the sounds are unique to Arabic and difficult for foreigners to pronounce exactly, though you should be able to make yourself understood.

1. How many people speak Arabic?

2. How many countries are in the Arab World?

3. Write two important things about Arabic language?

4. Make a list of new facts you have learned about Arabic people and language.



The Arab World



- Colour the deserts in brown
- Colour the seas and the rivers in dark blue
- Colour North Africa in light green
- Colour the Gulf countries in light blue
- Colour Syria in grey
- Colour Palestine in yellow
- Colour Iraq in purple
- Colour Jordan in red
- Colour Yemen in orange
- Colour Egypt in pink
- Colour Lebanon in dark green



Lesson 2: Alphabet lesson 1

Name	Separate	Initial	Medial	Final	pronunciation
alif	أ	أ	ا	ا	a
baa'	ب	ب	ب	ب	b
taa'	ت	ت	ت	ت	t
thaa'	ث	ث	ث	ث	th
jeem	ج	ج	ج	ج	j
haa'	ح	ح	ح	ح	h
khaa'	خ	خ	خ	خ	kh
seen	س	س	س	س	s
sheen	ش	ش	ش	ش	sh
yaa'	ي	ي	ي	ي	y

Activity 1: Read the alphabet and pay careful attention to the changes to the letters at the *beginning*, *middle* and *end* of the word.

a/ Write 4 examples of **initial** letters.

1. _____ 2. _____ 3. _____ 4. _____
5. _____ 6. _____ 7. _____ 8. _____

b/ Write 4 examples of **medial** letters.

1. _____ 2. _____ 3. _____ 4. _____
5. _____ 6. _____ 7. _____ 8. _____











c/ Write 4 examples of **final** letter.

1. _____ 2. _____ 3. _____ 4. _____
5. _____ 6. _____ 7. _____ 8. _____

Activity 2: Listen and write the correct alphabet letter in **Arabic**.

		14	

Activity 3: Match the Arabic letters to their equivalent in English and write it separate as shown in the example.

b		_____
a		_____
t		_____
j		_____
th		_____
h		_____
s		_____
kh		_____
sh		_____
y		_____



Play dough activities



Activity 4: Write the following letters using play dough. Don't forget the dots 😊

أ	ب	ت	س	خ
---	---	---	---	---

Activity 5: Now, write their equivalent in **English**

--	--	--	--	--

Activity 6: Write the following letters using play dough. These are quite difficult, so be extra careful 😊

ج	ث	ي	ش	ح
---	---	---	---	---

Activity 7: Now, write their equivalent in **English**

--	--	--	--	--

Activity 8: Write these English words written in Arabic in **English**

1. بيسي 2. تشيس

1. _____

2. _____



Alphabet Bingo

Rules of the game:

Choose nine Arabic letters from the alphabet table. Your teacher will shout out some letters in Arabic. The first person to get three letters in a row (horizontally, diagonally or vertically) wins the game.

Round one



Round two



3 stars and a wish: Write two good things about your learning and one thing you need to improve:



Activity 1: Key words: Complete the wordsearch

U W D F F N T W V A H M J H W
 L N I K V T Z X C U J A J H X
 K K U U U Q D N W T Y A T K V
 J H C K I F S A Y N F I H R D
 Q Q F C S D Y C B A I S D I Y
 T D Q O V A M R A L G M A J I
 K M U V M R A Q V H P U N I D
 B R E E T A A N I A A K T A H
 O R Z U D C A Z M H W A I L D
 P L H F Y D B I Z O R S P I P
 M X O Y A E E F S L E E D Z K
 A R A N Y A N I M M E G F F H
 D N T R V Z H C R M U M G D X
 U A A M H G Q J S S G K K H L
 Q K X A X M J I P I C G I C T

Arabic words

Meaning in English

AHLAN

ANAA

ISMEE

ASKUNU

FEE

BRAADFORD

BREETAANIAA

MIN-AYNA

ANTI

ANTA

MAA-ISMUKI


MAA-ISMUKA

TASKUNU

TASKUNEENA

Activity 2: Writing: Complete your ID card with your name, place of residence and country of origin.


United Kingdom ID Card **Draw your picture please**



Ismee: _____

Askunu fee: _____

Anaa min: _____





Activity 3: Reading: Match up the questions and the answers.

Questions

- a. Maa ismuki?
- b. Min ayna anta?
- c. Ayna taskun?
- d. Maa ismuka?

Answers

1. Anaa min Breetaaniaa?
2. Askunu fee Braadford?
3. Ismee John?
4. Ismee Maryam?

Activity 4: Reading and writing: Find the word and label with the correct letter of the word in Arabic as shown in the example.

1. MEISE. ___ Ismee ___ _e_
2. AMA-AIMSKU. _____
3. HAALN. _____
4. NAYA. _____
5. NUKSAT. _____
6. NUEENKSAT. _____
7. AAAN-ASKUN. _____







Activity 5: Reading and writing: Complete the cryptogram

A	B	C	D	E	F	G	H	I	J	K	L	M	N	O	P	Q	R	S	T	U	V	W	X	Y	Z
6	13	5		24				18					21	1	10	19		20		12		7			

I S E E S O P I E W A A S U N U E E
 18 20 2 24 24 20 1 10 22 18 24 7 6 6 20 26 12 21 12 16 24 24
O N O N . A N A A I N B E E A A N I A A
 8 1 21 3 1 21 6 21 6 6 2 18 21 13 23 24 24 9 6 6 21 18 6 6
W A A N A , A A I S U A W A A N A
 7 6 6 21 9 6 2 6 6 18 20 2 12 26 6 7 6 6 15 21 6
A S U N U ?
 9 6 20 26 12 21 12

Activity 6: Translation: In pairs, translate the cryptogram

Activity 7: Writing: Write a letter about yourself to your new Arab pen friend.



3 stars and a wish: Write two good things about your learning and one thing you need to improve:



Lesson 4: Alphabet lesson 2

Name	Separate	Initial	Medial	Final	transcription
saad	س	س	ص	ض	s
daad	ض	ض	ض	ض	d
taa'	ط	ط	ط	ط	t
Dhaa'	ظ	ظ	ظ	ظ	dh
:ain	ع	ع	ع	ع	:
ghain	غ	غ	غ	غ	gh
Faa'	ف	ف	ف	ف	f
qaaf	ق	ق	ق	ق	q
kaaf	ك	ك	ك	ك	k
laam	ل	ل	ل	ل	l

Activity 1: Read the alphabet and pay careful attention to the changes to the letters at the *beginning*, *middle* and *end* of the word.

a/ Write 4 examples of **initial** letters.

1. _____ 2. _____ 3. _____ 4. _____
5. _____ 6. _____ 7. _____ 8. _____

b/ Write 4 examples of **medial** letters.

1. _____ 2. _____ 3. _____ 4. _____
5. _____ 6. _____ 7. _____ 8. _____

c/ Write 4 examples of **final** letter.

1. _____ 2. _____ 3. _____ 4. _____
5. _____ 6. _____ 7. _____ 8. _____


Activity 2: Listen and write the correct alphabet letter in **Arabic**.

		14	



Activity 3: Match the Arabic letters to their equivalent in English and write it separate as shown in the example.

s		ا	ل
d		ف	
t		ط	
dh		ظ	
:		ع	
gh		ح	
f		هـ	
q		ق	
k		ك	
l		ل	





Play dough activities



Activity 4: Write the following letters using play dough. Don't forget the dots 😊

غ	ف	ق	ك	ل
---	---	---	---	---

Activity 5: Now, write their equivalent in **English**

--	--	--	--	--

Activity 6: Write the following letters using play dough. These are quite difficult, so be extra careful 😊

ص	ض	ط	ظ	ع
---	---	---	---	---

Activity 7: Now, write their equivalent in **English**

--	--	--	--	--

Activity 8: Write these English words written in Arabic in **English**

1. بليستيشن	2. كتكت
-------------	---------

1. _____

2. _____



Alphabet Bingo

Rules of the game:

Choose nine Arabic letters from the alphabet table. Your teacher will shout out some letters in Arabic. The first person to get three letters in a row (horizontally, diagonally or vertically) wins the game.

Round one



Round two



3 stars and a wish: Write two good things about your learning and one thing you need to improve:





Lesson 5: Class instructions



Activity 1: Key words: Complete the wordsearch

Z	P	X	T	L	U	T	B	G	K	C	V	U	U	D
Z	O	O	B	N	F	F	J	J	X	S	L	S	I	R
M	A	K	Q	L	A	G	C	C	Z	I	K	D	S	U
A	E	A	K	T	F	A	J	J	F	U	D	Y	I	H
Y	H	M	T	T	B	P	R	M	T	A	U	U	L	T
C	J	L	L	M	K	T	E	K	R	D	D	I	J	N
O	U	W	A	B	U	T	K	U	I	H	I	X	I	U
Q	B	D	F	N	T	M	U	S	J	W	D	D	A	N
M	I	A	T	F	C	A	G	O	Y	D	E	G	Q	A
D	W	O	C	I	B	U	M	A	L	L	A	K	A	T
E	I	B	I	F	Z	B	J	U	T	R	A	K	G	I
U	S	I	I	B	D	S	Q	F	Y	A	A	L	D	W
E	M	Q	Y	D	U	Z	A	R	Y	G	H	V	X	Q
J	A	Y	I	D	Y	U	N	Q	K	F	I	F	Y	V
T	A	G	C	B	B	K	S	F	B	L	P	M	M	O



AHLAN _____

IJLIS _____

IKRAA _____

ISMAA _____

JAYID _____

MUMTAAZ _____

QIF _____


RADDID _____

TAKALLAM _____

UKTUB _____

UNTHUR _____

USKUT _____





Activity 2: Reading and writing: Find the class instructions.

**ahlanikraaijlistumtaaz
qifraddidtakallamismaa
uskutunthurjayiduktub**


1. _____ 2. _____ 3. _____

4. _____ 5. _____ 6. _____

7. _____ 8. _____ 9. _____

10. _____ 11. _____ 12. _____

Activity 3: Writing: Complete the cross-word with the correct word



Across

- 3. You *** on the sofa
- 6. Football is *****
- 7. I like to **** to my friends

Down

- 1. Be ***** when you are in the cinema
- 2. I like to ***** to music
- 3. I like to **** comics
- 4. You ***** a letter
- 5. Listen and ***** after me



Activity 4: Reading and responding: Match up the words as shown in the example

1. ahlan
2. ikraa
3. ijlis
4. mumtaaz
5. qif
6. raddid
7. takallam
8. ismaa
9. uskut
10. unthur
11. jayid
12. uktub



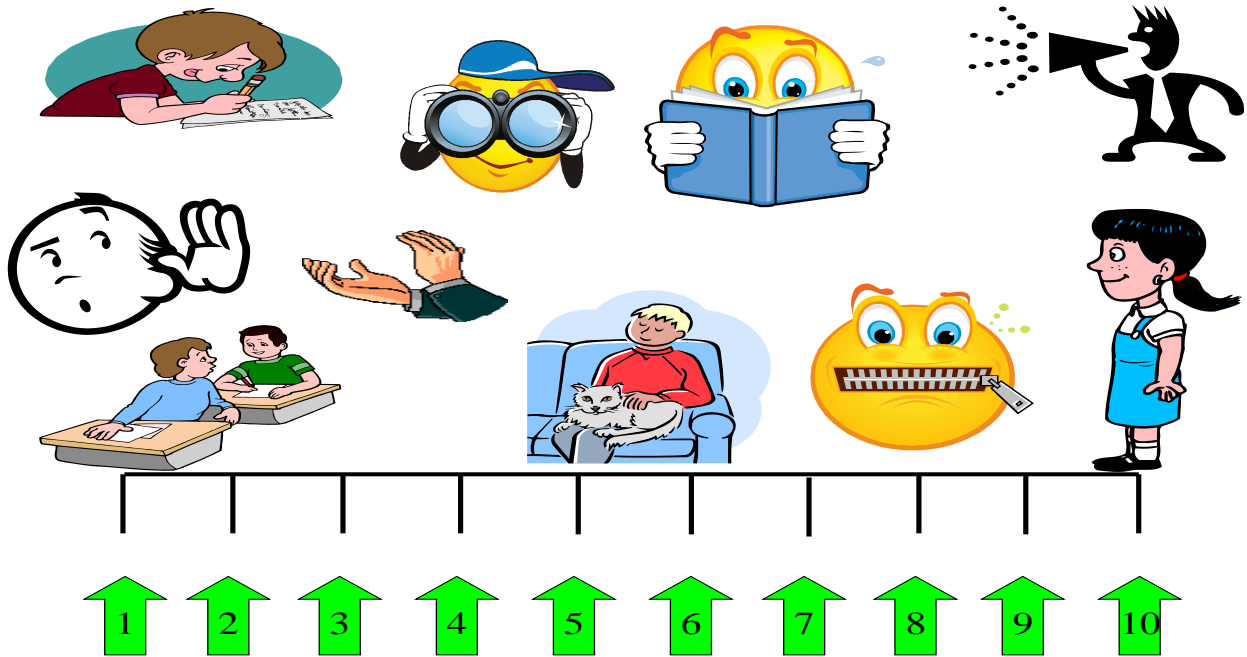
Activity 5: Reading and writing: Find the Arabic letters for each word as shown in the example.

1. ikraa	أ	ر	ق	إ
2. ijlis				
3. mumtaaz				
4. qif				
5. raddid				
6. takallam				
7. uskut				
8. uktub				





Activity 6: Speaking: Test your friend, how many words can they remember



Activity 7: Listening: What is the teacher asking the students to do? Listen and complete the table in **English**.

Sophie	
Peter	
Miriam	
Laura	
Khalid	
Maria	
Mustapha	



3 stars and a wish: Write two good things about your learning and one thing you need to improve:



Lesson 6: Alphabet lesson 3

Name	Separate	Initial	Medial	Final	transcription
meem	م	م	م	م	m
noon	ن	ن	ن	ن	n
haa'	ه	ه	ه	ه	h
daal	د	د	د	د	d
thaal	ذ	ذ	ذ	ذ	th
raa'	ر	ر	ر	ر	r
zaay	ز	ز	ز	ز	z
waaw	و	و	و	و	w

Activity 1: Read the alphabet and pay careful attention to the changes to the letters at the *beginning*, *middle* and *end* of the word.

a/ Write 4 examples of **initial** letters.

1. _____ 2. _____ 3. _____ 4. _____
5. _____ 6. _____ 7. _____ 8. _____

b/ Write 4 examples of **medial** letters.

1. _____ 2. _____ 3. _____ 4. _____
5. _____ 6. _____ 7. _____ 8. _____

c/ Write 4 examples of **final** letter.

1. _____ 2. _____ 3. _____ 4. _____
5. _____ 6. _____ 7. _____ 8. _____

Activity 2: Listen and write the correct alphabet letter in **Arabic**.

				14

Activity 3: Match the Arabic letters to their equivalent in English as shown in the example.

Z	ز	—
w	و	—
h	هـ	—
d	د	—
th	ث	—
r	ر	—
m	م	—
n	ن	—

An arrow points from the English letter 'Z' to the Arabic letter 'Zay' (ز).





Play dough activities

Activity 4: Write the following letters using play dough. Don't forget the dots 😊

هـ	ز	ر	م	د
----	---	---	---	---

Activity 5: Now, write their equivalent in **English**

--	--	--	--	--

Activity 6: Write the following letters using play dough. These are quite difficult, so be extra careful 😊

هـ	ن	ط	و	ذ
----	---	---	---	---

Activity 7: Now, write their equivalent in **English**

--	--	--	--	--

Activity 8: Writing: Alphabet tree.

Create an Arabic alphabet tree for class display.

Use all Arabic alphabets you have learned.

Your choice of Arabic letters can either be Initial, Medial or Final.





Alphabet Bingo

Rules of the game:

Choose nine Arabic letters from the alphabet table. Your teacher will shout out some letters in Arabic. The first person to get three letters in a row (horizontally, diagonally or vertically) wins the game.

Round one



Round two



Activity 8: Write these English words written in Arabic in **English**

1. إنترنت

3. كتشب

5. تلفون

7. أمريكا

9. بريطانيا

11. نيويورك

2. ليمونادة

4. كيلومتر

6. تلفزيون

8. استراليا

10. وشنطن

12. لوس انجلس

3. _____

4. _____

5. _____

6. _____

7. _____

8. _____

9. _____

10. _____

11. _____

12. _____

13. _____

14. _____



3 stars and a wish: Write two good things about your learning and one thing you need to improve:

Lesson 7: Age and numbers



Activity 1: Key words: Complete the wordsearch

T	Y	A	T	C	K	W	D	T	T	E	O	L	I	C
I	H	R	R	W	S	J	Z	H	Z	D	F	T	V	W
S	R	A	H	T	A	A	L	A	H	T	H	A	H	L
A	M	H	L	S	A	M	B	M	C	N	P	I	O	A
A	C	S	H	A	B	H	K	A	A	K	W	N	R	A
S	G	A	A	R	A	H	S	A	A	S	M	A	H	K
H	R	A	U	K	S	T	A	N	V	S	H	A	V	G
A	A	A	B	R	A	S	H	I	N	S	H	M	H	F
R	K	D	O	P	H	A	W	A	A	B	A	A	B	S
A	H	H	I	A	S	Y	A	A	A	A	K	H	R	G
A	A	I	R	I	B	N	T	S	A	S	T	T	C	A
H	M	A	T	X	H	T	D	H	O	H	H	T	F	A
Y	S	Z	T	T	I	H	L	A	N	U	I	A	I	Z
M	A	Z	I	S	I	S	H	R	O	O	N	D	R	S
A	A	R	B	A	A	S	H	A	R	A	Y	A	K	A



WAAHID

SAB' A

ITHNAAN

THAMAANIA

THALAATHA

TIS' A



ARBAA

ASHARA

KHAMSA

IHDAA-ASHARA

SITTA



ITHNAA-ASHARA



Activity 2: Reading and responding: Match up the words as shown in the example.

THAMAANIA

THALAATHA

ARBAA

KHAMSA

ITHNAA-ASHARA

ASHARA

WAAHID

SAB' A

ITHNAAN

SITTA

TIS' A

IHDAA-ASHARA



Activity 3: Reading and writing: Find the numbers and write them in the correct place

**ithnaanthalaathaasharasittakha
msathamaniaarbaatisaihdaaas
harawaahidithnaaasharasaba**

1. _____ 2. _____ 3. _____

4. _____ 5. _____ 6. _____

7. _____ 8. _____ 9. _____

10. _____ 11. _____ 12. _____



Activity 4: Reading and writing: Find the numbers and write them in the correct place

A. THAMAANIA	_____	واحد
B. THALAATHA	_____	إثنان
C. ARBA' A	_____	ثلاثة
D. KHAMSA	_____	أربعة
E. ITHNAA-ASHARA	_____	خمسة
F. ASHARA	_____	سنة
G. WAAHID	_____	سبعة
H. SAB' A	_____	ثمانية
I. ITHNAAN	_____	تسعة
J. SITTA	_____	عشرة
K. TIS' A	_____	إحدى عشرة
L. IHDAА-ASHARA	_____	إثنى عشرة

Activity 5: Reading and writing: Use the table to write the number in Arabic next to the correct number in English.

1	2	3	4	5
١	٢	٣	٤	٥
6	7	8	9	10
٦	٧	٨	٩	١٠

6	7	5	10	3
2	9	1	8	4

Activity 6: Reading and responding: Match up.

Key words: **umree** = my age is **sana** = year – years old

a.



b.



c.



d.



e.



f.



g.



h.



1. Umree thamaania sanawaat

5. Umree sitta sanawaat

2. Umree ihdaa ashara sana

6. Umree ashara sanawaat

3. Umree arba'a sanawaat

7. Umree sab'a sanawaat

4. Umree tis'a sanawaat

8. Umree khamsa sanawaat



3 stars and a wish: Write two good things about your learning and one thing you need to improve:



Lesson 8: Months of the year and



Activity 1: Key words: Complete the wordsearch

W R Q F S R H S R R O U L A F
 O A O U J A E E H C F E S G R
 A K X A O D B Y T A E D E H E
 H E J L Q M L O A R H U R U B
 V Z H W A V O J B A A R A S M
 Y B F F L B M A E T R R A T A
 O A O N E X F M S W X B M U T
 X O N R O O Y N O O Y H E S B
 N S Y A Z E F J K M X I A F E
 J G Q L A D E E C E M B E R S
 O U M S O Y E M A A Y O O Z Q
 R E V N W O E G S S C O F M G
 W A T K Q K Y R Y H D T V D H
 E E D A A L E E M D E E M E P
 R H C B R J A F W D Q R W F I



ABREEL
 AGHUSTUS
 DEECEMBER
 FEBRAAYER
 MAARES
 MAAYOO
 NOOFAMBER
 OCTOOBER
 SEBTEMBER
 YNAAAYER
 YOOLYOO
 YOONYOO

EED-MEELAADDEE → FEE → SHAHR



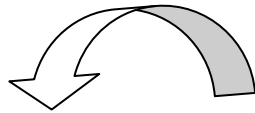


Activity 2: Reading and responding: Match up with the correct letter.

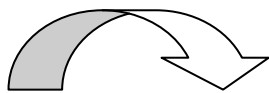
YANAAYER _____
YOONYOO _____
ABREEL _____
MAAYOO _____
AGHUSTUS _____
FEBRAAYER _____
DEECEMBER _____
NOOFAMBER _____
OCTOOBER _____
SEBTEMBER _____
MAARES _____
YOOLYOO _____

- a. January
- b. February
- c. March
- d. April
- e. May
- f. June
- g. July
- h. August
- i. September
- j. October
- k. November
- l. December

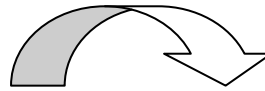
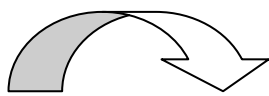
Activity 3: Reading and writing: What month is it?



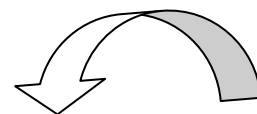
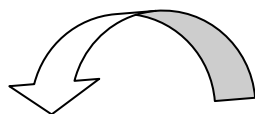
1. _____ Yoolyoo.



2. Aghustus _____.



3. Octoover _____



4. _____ Febraayer, _____ Abreel.





Activity 4: Listening: What is their month of birth? Listen and complete the table with the correct month for each person.

Maha	
Zaynab	
Ibrahim	
Rana	
Salma	
Aziz	

Activity 5: Writing: Now write your age and your month of birth.


Anaa umree _____.


Eed meelaadee fee shahr _____.






Activity 5: Speaking: Test your friend, how many months can they remember?

Summer How many months can you remember

YO O L YO O **SEBTEMBER** **MAARES** 

 **FEBBRAAYER** **ABREEL** **AGUSTUS**

YANAAYER **YOONYOO** **NOOFAMBER**

 **DEECEMBER**  **OCTOOBER** 

↑ 1 ↑ 2 ↑ 3 ↑ 4 ↑ 5 ↑ 6 ↑ 7 ↑ 8 ↑ 9 ↑ 10



Activity 6: Reading and writing: Complete the cryptogram and answer the reading and comprehension questions.

Key words: Eed meelaadee = my birthday wa = and
Umree = my age is fee = in

A	B	C	D	E	F	G	H	I	J	K	L	M	N	O	P	Q	R	S	T	U	V	W	X	Y	Z
			24	8	12								15	11	6	18	21			26		7		4	16

			E	E			O		N		W			U		R	E	E							
9	10	23	8	8		19	11	2	15		7	14		26	23	21	8	8		10	9	25	25	14	
		N		W		E	E	D		E	E			D	E	E		F	E	E					
10	14	15	14		7	14		8	8	24		23	8	8	5	14	14	24	8	8		12	8	8	
			R					R	E					N					R	E					
10	2	14	2	21		23	14	14	21	8	10			14	15	14	14		23	14	21	9	8		
W		U	R	E	E									N		W		E	E	D					
7	14		26	23	21	8	8		13	2	14	23	10	14		10	14	15	14		7	14	8	8	24
	E	E			D	E	E	F	E	E				R			R	E	E						
23	8	8	5	14	14	24	8	8	12	8	8		10	2	14	2	21		14	1	21	8	8	5	

1. How old is John?

2. What month was he born?

3. How old is Marie?

4. What month was she born?



3 stars and a wish: Write two good things about your learning and one thing you need to improve:





Lesson 9: Class equipment



Activity 1: Key words: Complete the wordsearch

K I T A A B M Q P G H J A H I
 H U Q W O I B I A P L A O A H
 T A C H B M A P F L H T Q Q N
 M A A R H K D I Z T A I A E P
 B P A T W N L F A P V M Q E X
 N A E H H P A A A G A I L B H
 T R E U M I H A R L K S I A J
 L O K R C I H Y A H A B I U A
 C N J X Y T M I T Q R F O W I
 L J V I W C X K S U A J P S X
 A M A L K I M Y I M O K T P Z
 S D M G M J J B M X X R U D I
 K Y X L Y X M O D U T F K U O
 R L L M L W N Q E F V V P I N
 X D T N M A N E T Q H G T E K



Arabic

Meaning

HAQEEBA

KITAAB

MIBRAAT

MIKLAMA

MIMHAAT


MISTARA

QALAM

BADLA

HAATHAA

HAATHIHI



Activity 2: Reading and responding: Match the words as shown in the example.

HAQEEBA
KITAAB
MIBRAAT
MIQLAMA
MIMHAAT
MISTARA
QALAM



Activity 3: Reading and writing: Find and write the class equipment

kitaabqalam mimhaatmiqlamahaqeebamibraatmistarab

adla

1. _____

2. _____

3. _____

4. _____

5. _____

6. _____

7. _____

8. _____





Activity 4: Reading and responding: Match the sentences to the pictures by writing the correct letter in the correct box.

Key words: Ladayya = I have wa = and

1. Ladayya qalam wa mistara

2. Ladayya haqeeba wa mimhaat

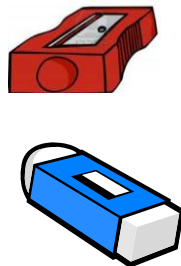
3. Ladayya qalam wa mibraat

4. Ladayya kitaab wa haqeeba

5. Ladayya mimhaat wa mibraat

6. Ladayya miqlama wa kitaab

A



B



C



D



E



F



Activity 5: Speaking: Test your friend, how many sentences can they make?

How many sentences can you make?!

Ladayya..
I have

1 2 3 4 5 6 7 8 9 10

Activity 6: Reading and writing: Complete the cryptogram and answer the reading and comprehension questions.

A	B	C	D	E	F	G	H	I	J	K	L	M	N	O	P	Q	R	S	T	U	V	W	X	Y	Z
8	5	10		21	25	6		12			7			19						9			11	24	

I **E E** **C** **I** **A L A** **A Y Y A** **I L A** **A**
 12 16 22 21 21 10 2 17 12 16 18 8 7 8 4 8 24 24 8 22 12 26 7 8 22 8

I **E E** **B E** **Y** **A L A** **A Y Y A** **I** **A**
 12 16 22 21 21 5 21 14 14 24 18 8 7 8 4 8 24 24 8 22 12 16 14 8

A **I** **E E** **O Y** **A L A** **A Y Y A**
 17 8 12 16 22 21 21 14 19 20 24 18 8 7 8 4 8 24 24 8

A E E B A **I** **E E** **U A** **A** **A**
 2 8 26 21 21 5 8 12 16 22 21 21 22 9 2 8 22 22 8 4 18 8

L A **A Y Y A** **I** **A A B** **I** **E E** **A Y** **A B**
 7 8 4 8 24 24 8 13 12 14 8 8 5 12 16 22 21 21 1 8 24 20 8 5

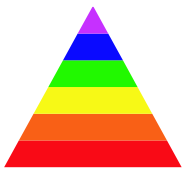
A L A **A Y Y A** **A L A**
 18 8 7 8 4 8 24 24 8 26 8 7 8 22

1. Who has a ruler? _____
2. Who has a book? _____
3. Who has a pen? _____
3. Who has a bag? _____



3 stars and a wish: Write two good things about your learning and one thing you need to improve:





Lesson 10: Colours

Activity 1: Key words: Complete the wordsearch

A Q F B K N A Q Y M E B D A I
 A Y D G D A W A E S N A E A P
 C K E O R N E R Z B M Y C D X
 A C H D B U N N E Y A D F W P
 O S A D A T P U J R E A J A E
 D H F A A A E Q J T E A I S E
 K G Q A A R M B Q E B F R U D
 R M S Z R R N A N I E Z A B A
 A A R M A H F N R Y T Z B A A
 O A R E F W U A N R A Y Y M M
 Q K V H B B F F S R W N A L A
 T V G T T G T Y Q C S F D G R
 M A H M A R C A U Q E Q M R W
 J D A W S A A E K V O U L G P
 W S Z C L V H G W H E H D N N



Male

AHMAR

AKHDAR

ASFAR

ABYAD

AZRAQ

ASWAD

RAMAADEE

BUNNEE

Female

HAMRAA

KHADRAA

SAFRAA

BAYDAA

ZARQAA

SAWDAA

RAMAADEYA


BUNNEYA

Meaning







Activity 2: Reading and responding: Colour the stars correctly.




AHMAR




AKHDAR




ASFAR




RAMAADEE




ABYAD



ASWAD



BUNNEE



AZRAQ

Activity 3: Reading and writing: Find and write the nine colours.

ABYADRAMAADEEASFARASWADBUNNEEKHADRAAHAMRAAAKH

DARAHMAR

1. _____

2. _____

3. _____

4. _____

5. _____

6. _____

7. _____

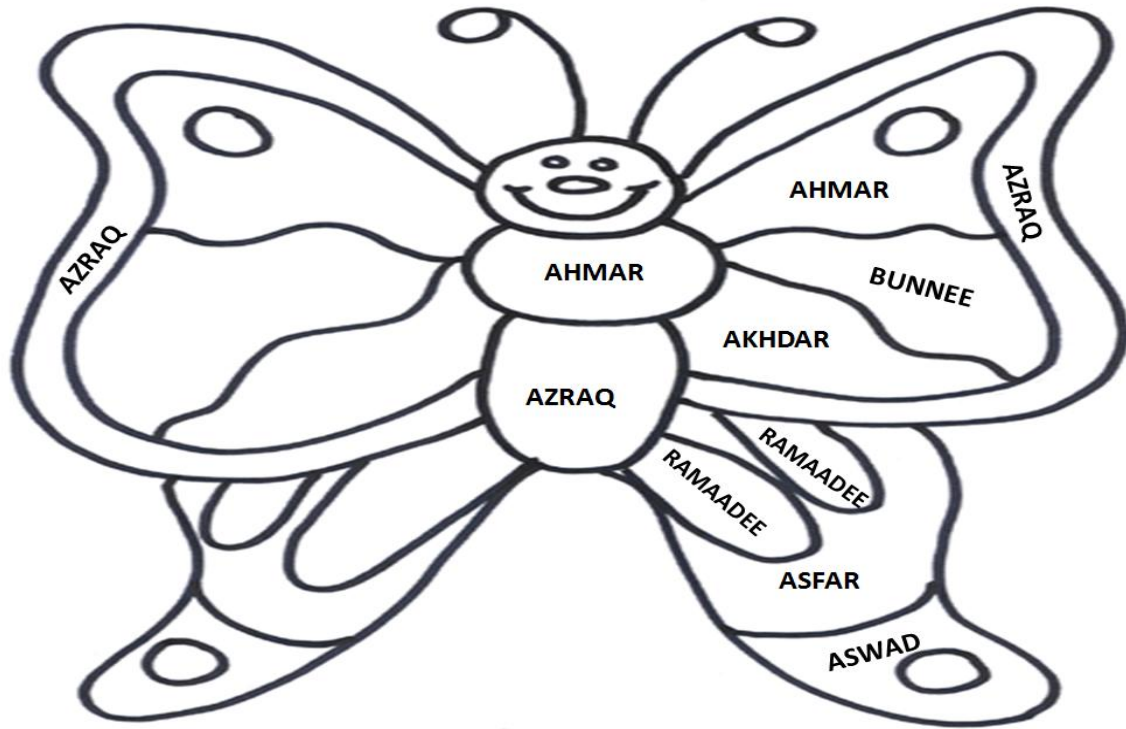
8. _____

9. _____





Activity 4: Reading and writing: Colour the butterfly correctly.



Activity 5: Reading and writing: label with the correct letter.



Note: Make a note of male and female colours and objects.

1. Ladayya miqlama khadraa'. _____
2. Haathaa qalam aswad. _____
3. Haathihi haqeeba bunneya. _____
4. Haathaa kitaab azraq. _____
5. Haathihi mimhaat baydaa'. _____
6. Ladayya mibraat hamraa _____


A



B




C




D



E




F





Activity 6: Reading and responding: Match the class equipment to a colour of your choice. **Note:** Be careful with male and female.



Activity 7: Writing: Now, write a sentence for each picture as shown in the example. **Note:** Be careful with male and female.

a.



_____ *Haathihi mibraat hamraa'* _____

b.



c.



d.



e.





Activity 8: Reading and writing: Complete the cryptogram

A	B	C	D	E	F	G	H	I	J	K	L	M	N	O	P	Q	R	S	T	U	V	W	X	Y	Z
8		26		9		5						3	21	17	19		14	24					11		4


A A A A A A M A S A A A A
 16 8 8 12 16 8 8 25 8 22 8 3 8 24 13 8 1 13 8 16 8 8 12 16 20 16
 M S A R A S A R A A ' . A A
 20 3 20 24 12 8 14 8 24 8 7 14 8 8 22 8 1 8 18 18
 A E E A N N E A A A A M A A
 16 8 25 9 9 2 8 2 15 21 21 9 18 8 13 8 25 8 22 8 3 8 10 16 1 8
 R A A E E A Z A R A A ' A A A
 14 13 8 16 8 25 9 9 2 8 4 8 14 25 8 8 13 8 10 20 12 8 8 2
 A A R .
 8 10 16 1 8 14

Activity 9: Translation: In pairs, translate the cryptogram

Activity 10: Writing: Write a small text describing the colour of items in your pencil case.



3 stars and a wish: Write two good things about your learning and one thing you need to improve:





A series of horizontal lines for writing, consisting of 28 lines spaced evenly down the page.

