

I speak Arabic

أتكلم العربية



..... : الإسم :

..... : الصف :



Book 1

Mr Taoufiq Cherkaoui ©

The use of this book is free, and the author reserves the right to withdraw licence for inappropriate use

## Table of content

World languages	3
Arabic and the Arab World	4
Arabic alphabet lesson 1	6
Greetings	11
Arabic alphabet lesson 2	14
Class instructions	19
Arabic alphabet lesson 3	23
Age and numbers	30
Months of the year	34
Class equipment	38
Colours	42
Mini dictionary	47

### Useful notes to access writing activities in this book.

#### Common phonetic sequence

ا	ب	ج	د	هـ	و	ز	ح	ط	ي	ك	ل	م	ن	س	ع	ف	ص	ق	ر	ش	ت	ث	خ	ذ	ض	ظ	غ
a	b	j	d	h	w	z	h	t	y	k	l	m	n	s	f	'	s	q	r	sh	t	th	kh	d	z	gh	

**Short vowels:** a, e, o, u, i are not written in the form of letters but they may be written with diacritics (harakaats) placed above or below the consonant that precedes them in the syllable.

**Long vowels:** There are three long vowels in Arabic: 'ee' ي , 'oo' و , 'aa' ا . Long vowels are written regardless of position in the word.

Any vowel at the beginning of a word should be written in the form of 'alif' ا

'a' at the end of a word should be written in the form of a feminine 't' ة





# World languages



## 1. Key words: Complete the wordsearch

T T T Y H N A I S S U R N L H  
B D A R A B I C X P C A H A S  
N E V B D B G R O M I I S T I  
P B R V W E S R A N N L L V L  
W K F B R V T I A D J S E I O  
N J Q M E U W R I S N D W A P  
O A A K G R I T A L I A N N P  
H N E U U U D H M O D H M U I  
V S E R D R S U E V I J N F L  
I S I R O I D N P A L J U R I  
E F U N K K M I Z K A X M E H  
I T A R A J U G S B G J V N A  
F G U D L P W Z I H N D C C W  
E T O H P U S H T U E J L H S  
H S I R I V N W E R B E H U B

ARABIC	LATVIAN
BENGALI	MANDARIN
BERBER	POLISH
FRENCH	PORTUGUESE
GERMAN	PUNJABI
GUJARATI	PUSHTU
HEBREW	RUSSIAN
HINDI	SLOVAK
IRANIAN	SPANISH
IRISH	SWAHILI
ITALIAN	TURKISH
KOREAN	URDU
KURDISH	WELSH

## 2. Make a list of languages spoken in your city/community?

---

---

---

# Lesson 1: Arabic and the Arab World

1. What do you know about Arabic people? Create a poster in pairs, and present your ideas to the class.

2. Read the text and answer the questions.

ARABIC is fifth in the world's table of languages. Arabic is spoken by more than 200 million people in the Arab World, and it is spoken in 22 countries.

Because Arabic is the language of the Quran, the holy book of Islam, it is respected across the Muslim world. Many non-Arab Muslim children begin learning Arabic at early age, to help them to read and understand the Quran. Like Hebrew Arabic is a Semitic language. Islam, Christianity and Judaism and practiced in the Arab World.

The Arabic language is written right to left and the front of an Arabic book is what would be considered the back by speakers of most western languages.

In Arabic alphabet there are 28 **consonants** and three **vowels** – a, i, u – which can be short or long. Some of the sounds are unique to Arabic and difficult for foreigners to pronounce exactly, though you should be able to make yourself understood.

1. How many people speak Arabic?

---

---

---

2. How many countries are in the Arab World?

---

---

---

3. Write two important things about the Arabic language.

---

---

---

4. Make a list of new facts you have learned about Arabic people and language today.

---

---

---

# The Arab World



## THE ARAB WORLD

- Colour the deserts in brown
- Colour the seas and the rivers in dark blue
- Colour North Africa in light green
- Colour the Gulf countries in light blue
- Colour Syria in grey
- Colour Palestine in yellow
- Colour Iraq in purple
- Colour Jordan in red
- Colour Yemen in orange
- Colour Egypt in pink
- Colour Lebanon in dark green



## Lesson 2: Alphabet lesson 1 الحُرُوف العَرَبِيَّة

Name	Separate	Initial	Medial	Final	pronunciation
alif	أ	أ	ا	ا	<b>a</b>
baa	ب	ب	ب	ب	<b>b</b>
taa	ت	ت	ت	ت	<b>t</b>
thaa	ث	ث	ث	ث	<b>th</b>
jeem	ج	ج	ج	ج	<b>j</b>
haa	ح	ح	ح	ح	<b>h</b>
khaa	خ	خ	خ	خ	<b>kh</b>
seen	س	س	س	س	<b>s</b>
sheen	ش	ش	ش	ش	<b>sh</b>
yaa	ي	ي	ي	ي	<b>y</b>

**Activity 1:** Read the alphabet and pay careful attention to the changes to the letters at the *beginning*, *middle* and *end* of the word.

a/ Write 8 examples of **initial** letters.

1. \_\_\_\_\_ 2. \_\_\_\_\_ 3. \_\_\_\_\_ 4. \_\_\_\_\_  
5. \_\_\_\_\_ 6. \_\_\_\_\_ 7. \_\_\_\_\_ 8. \_\_\_\_\_

b/ Write 8 examples of **medial** letters.

1. \_\_\_\_\_ 2. \_\_\_\_\_ 3. \_\_\_\_\_ 4. \_\_\_\_\_  
5. \_\_\_\_\_ 6. \_\_\_\_\_ 7. \_\_\_\_\_ 8. \_\_\_\_\_












c/ Write 8 examples of **final** letter.

1. \_\_\_\_\_ 2. \_\_\_\_\_ 3. \_\_\_\_\_ 4. \_\_\_\_\_  
5. \_\_\_\_\_ 6. \_\_\_\_\_ 7. \_\_\_\_\_ 8. \_\_\_\_\_

**Activity 2:** Listen and write the correct alphabet letter in **Arabic**.

		<b>14</b>	

**Activity 3:** Match the Arabic letters to their equivalent in English and write it separate as shown in the example.

<b>b</b>		_____
<b>a</b>		_____
<b>t</b>		_____
<b>j</b>		_____
<b>th</b>		_____
<b>h</b>		
<b>s</b>		_____
<b>kh</b>		_____
<b>sh</b>		_____
<b>y</b>		_____





## Play dough activities

**Activity 4:** Write the following letters using play dough. Don't forget the dots 😊

أ	ب	ت	س	خ
---	---	---	---	---

**Activity 5:** Now, write their equivalent in **English**

--	--	--	--	--

**Activity 6:** Write the following letters using play dough. These are quite difficult, so be extra careful 😊

ج	ث	ي	ش	ح
---	---	---	---	---

**Activity 7:** Now, write their equivalent in **English**

--	--	--	--	--

**Activity 8:** Write these English words written in Arabic in **English**

1. بيسي      2. تشيس

1. \_\_\_\_\_

2. \_\_\_\_\_



# Alphabet Bingo

## Rules of the game:

Choose nine Arabic letters from the alphabet table. Your teacher will shout out some letters in Arabic. The first person to get three letters in a row (horizontally, diagonally or vertically) wins the game.

## Round one




## Round two




**3 stars and a wish:** Write two good things about your learning and one thing you need to improve:

---

---

---



## Activity 1: Key words: Complete the wordsearch

U W D F F N T W V A H M J H W  
 L N I K V T Z X C U J A J H X  
 K K U U U Q D N W T Y A T K V  
 J H C K I F S A Y N F I H R D  
 Q Q F C S D Y C B A I S D I Y  
 T D Q O V A M R A L G M A J I  
 K M U V M R A Q V H P U N I D  
 B R E E T A A N I A A K T A H  
 O R Z U D C A Z M H W A I L D  
 P L H F Y D B I Z O R S P I P  
 M X O Y A E E F S L E E D Z K  
 A R A N Y A N I M M E G F F H  
 D N T R V Z H C R M U M G D X  
 U A A M H G Q J S S G K K H L  
 Q K X A X M J I P I C G I C T

### Arabic words

### Meaning in English

AHLAN

\_\_\_\_\_

ANAA

\_\_\_\_\_

ISMEE

\_\_\_\_\_

ASKUNU

\_\_\_\_\_

FEE

\_\_\_\_\_

BRAADFORD

\_\_\_\_\_

BREETAANIAA

\_\_\_\_\_

MIN-AYNA

\_\_\_\_\_

ANTI

\_\_\_\_\_

ANTA

\_\_\_\_\_

MAA-ISMUKI

\_\_\_\_\_

MAA-ISMUKA

\_\_\_\_\_

TASKUNU


\_\_\_\_\_

TASKUNEENA

\_\_\_\_\_

**Activity 2: Writing:** Complete your ID card with your name, place of residence and country of origin.

**United Kingdom ID Card** المملكة المتحدة



Ismee: الإسم

---


Askunu fee: العنوان

---

Anaa min: الجنسية

---

Draw your picture please





**Activity 3: Reading:** Match up the questions and the answers.

**Questions**

- a. Maa ismuki?
- b. Min ayna anta?
- c. Ayna taskun?
- d. Maa ismuka?

**Answers**

1. Anaa min Breetaaniaa.
2. Askunu fee Braadford.
3. Ismee John.
4. Ismee Maryam.

**Activity 4: Reading and writing:** Find the word and label with the correct letter of the word in Arabic as shown in the example.

1. MEISE.      \_\_\_ Ismee \_\_\_      \_e\_
2. AMA-AIMSKU.      \_\_\_\_\_
3. HAALN.      \_\_\_\_\_
4. NAYA.      \_\_\_\_\_
5. NUKSAT.      \_\_\_\_\_
6. NUEENKSAT.      \_\_\_\_\_
7. AAAN-ASKUN.      \_\_\_\_\_

إسمي<sup>e</sup>      ما إسمك<sup>a</sup>

تسكنين<sup>f</sup>      أسكن<sup>b</sup>

أهلا<sup>g</sup>      أنا أسكن<sup>c</sup>

   أين<sup>d</sup>



**Activity 5: Reading and writing:** Complete the cryptogram

A	B	C	D	E	F	G	H	I	J	K	L	M	N	O	P	Q	R	S	T	U	V	W	X	Y	Z
6	13	5		24				18					21	1	10	19		20		12		7			

I S E E S O P I E W A A S U N U E E  
 18 20 2 24 24 20 1 10 22 18 24 7 6 6 20 26 12 21 12 16 24 24  
O N O N . A N A A I N B E E A A N I A A  
 8 1 21 3 1 21 6 21 6 6 2 18 21 13 23 24 24 9 6 6 21 18 6 6  
W A A N A , A A I S U A W A A N A  
 7 6 6 21 9 6 2 6 6 18 20 2 12 26 6 7 6 6 15 21 6  
A S U N U ?  
 9 6 20 26 12 21 12

**Activity 6: Translation:** In pairs, translate the cryptogram

---

---

---

---

---

---

---

---

**Activity 7: Writing:** Write a letter about yourself to your new Arab pen friend.

---

---

---

---

---

---

---

---



**3 stars and a wish:** Write two good things about your learning and one thing you need to improve:

---

---

---

## Lesson 4: Alphabet lesson 2 الحُرُوف العَرَبِيَّة

Name	Separate	Initial	Medial	Final	transcription
saad	س	س	س	س	<b>s</b>
daad	ض	ض	ض	ض	<b>d</b>
taa	ط	ط	ط	ط	<b>t</b>
za	ظ	ظ	ظ	ظ	<b>dh</b>
'ain	ع	ع	ع	ع	<b>'</b>
ghain	غ	غ	غ	غ	<b>gh</b>
faa	ف	ف	ف	ف	<b>f</b>
qaaf	ق	ق	ق	ق	<b>q</b>
kaaf	ك	ك	ك	ك	<b>k</b>
laam	ل	ل	ل	ل	<b>l</b>

**Activity 1:** Read the alphabet and pay careful attention to the changes to the letters at the *beginning*, *middle* and *end* of the word.

a/ Write 8 examples of **initial** letters.

1. \_\_\_\_\_ 2. \_\_\_\_\_ 3. \_\_\_\_\_ 4. \_\_\_\_\_  
5. \_\_\_\_\_ 6. \_\_\_\_\_ 7. \_\_\_\_\_ 8. \_\_\_\_\_

b/ Write 8 examples of **medial** letters.

1. \_\_\_\_\_ 2. \_\_\_\_\_ 3. \_\_\_\_\_ 4. \_\_\_\_\_  
5. \_\_\_\_\_ 6. \_\_\_\_\_ 7. \_\_\_\_\_ 8. \_\_\_\_\_

c/ Write 8 examples of **final** letter.

1. \_\_\_\_\_ 2. \_\_\_\_\_ 3. \_\_\_\_\_ 4. \_\_\_\_\_  
5. \_\_\_\_\_ 6. \_\_\_\_\_ 7. \_\_\_\_\_ 8. \_\_\_\_\_


**Activity 2:** Listen and write the correct alphabet letter in **Arabic**.

		<b>14</b>	



**Activity 3:** Match the Arabic letters to their equivalent in English and write it separate as shown in the example.

<b>s</b>		ا	ل
<b>d</b>		غ	
<b>t</b>		ط	
<b>dh</b>		ظ	
<b>'ain</b>		ع	
<b>gh</b>		ح	
<b>f</b>		ف	
<b>q</b>		ق	
<b>k</b>		ك	
<b>l</b>		ك	







## Play dough activities



**Activity 4:** Write the following letters using play dough. Don't forget the dots 😊

غ	ف	ق	ك	ل
---	---	---	---	---

**Activity 5:** Now, write their equivalent in **English**

--	--	--	--	--

**Activity 6:** Write the following letters using play dough. These are quite difficult, so be extra careful 😊

ص	ض	ط	ظ	ع
---	---	---	---	---

**Activity 7:** Now, write their equivalent in **English**

--	--	--	--	--

**Activity 8:** Write these English words written in Arabic in **English**

1. بليستيشن	2. كتكت
-------------	---------

1. \_\_\_\_\_

2. \_\_\_\_\_



# Alphabet Bingo

## Rules of the game:

Choose nine Arabic letters from the alphabet table. Your teacher will shout out some letters in Arabic. The first person to get three letters in a row (horizontally, diagonally or vertically) wins the game.

## Round one




## Round two




**3 stars and a wish:** Write two good things about your learning and one thing you need to improve:

---

---

---





# Lesson 5: Class instructions

**Activity 1: Key words:** Complete the wordsearch



Z P X T L U T B G K C V U U D  
Z O O B N F F J J X S L S I R  
M A K Q L A G C C Z I K D S U  
A E A K T F A J J F U D Y I H  
Y H M T T B P R M T A U U L T  
C J L L M K T E Q R D D I J N  
O U W A B U T K U I H I X I U  
Q B D F N T M U S J W D D A N  
M I A T F C A G O Y D E G Q A  
D W O C I B U M A L L A K A T  
E I B I F Z B J U T R A K G I  
U S I I B D S Q F Y A A L D W  
E M Q Y D U Z A R Y G H V X Q  
J A Y I D Y U N Q K F I F Y V  
T A G C B B K S F B L P M M O



AHLAN \_\_\_\_\_

IJLIS \_\_\_\_\_

IQRAA \_\_\_\_\_

ISMAA \_\_\_\_\_

JAYID \_\_\_\_\_

MUMTAAZ \_\_\_\_\_

QIF \_\_\_\_\_

RADDID \_\_\_\_\_

TAKALLAM \_\_\_\_\_

UKTUB \_\_\_\_\_

UNTHUR \_\_\_\_\_

USKUT \_\_\_\_\_





**Activity 2: Reading and writing:** Find the class instructions.

**ahlanikraaijlistumtaaz  
qifraddidtakallamismaa  
uskutunthurjayiduktub**


1. \_\_\_\_\_ 2. \_\_\_\_\_ 3. \_\_\_\_\_

4. \_\_\_\_\_ 5. \_\_\_\_\_ 6. \_\_\_\_\_

7. \_\_\_\_\_ 8. \_\_\_\_\_ 9. \_\_\_\_\_

10. \_\_\_\_\_ 11. \_\_\_\_\_ 12. \_\_\_\_\_

**Activity 3: Writing:** Complete the cross-word with the correct word



**Across**

- 3. You \*\*\* on the sofa
- 6. Football is \*\*\*\*\*
- 7. I like to \*\*\*\* to my friends

**Down**

- 1. Be \*\*\*\*\* when you are in the cinema
- 2. I like to \*\*\*\*\* to music
- 3. I like to \*\*\*\* comics
- 4. You \*\*\*\*\* a letter
- 5. Listen and \*\*\*\*\* after me



**Activity 4: Reading and responding:** Match up the words as shown in the example

1. ahlan
2. ikraa
3. ijlis
4. mumtaaz
5. qif
6. raddid
7. takallam
8. ismaa
9. uskut
10. unthur
11. jayid
12. uktub



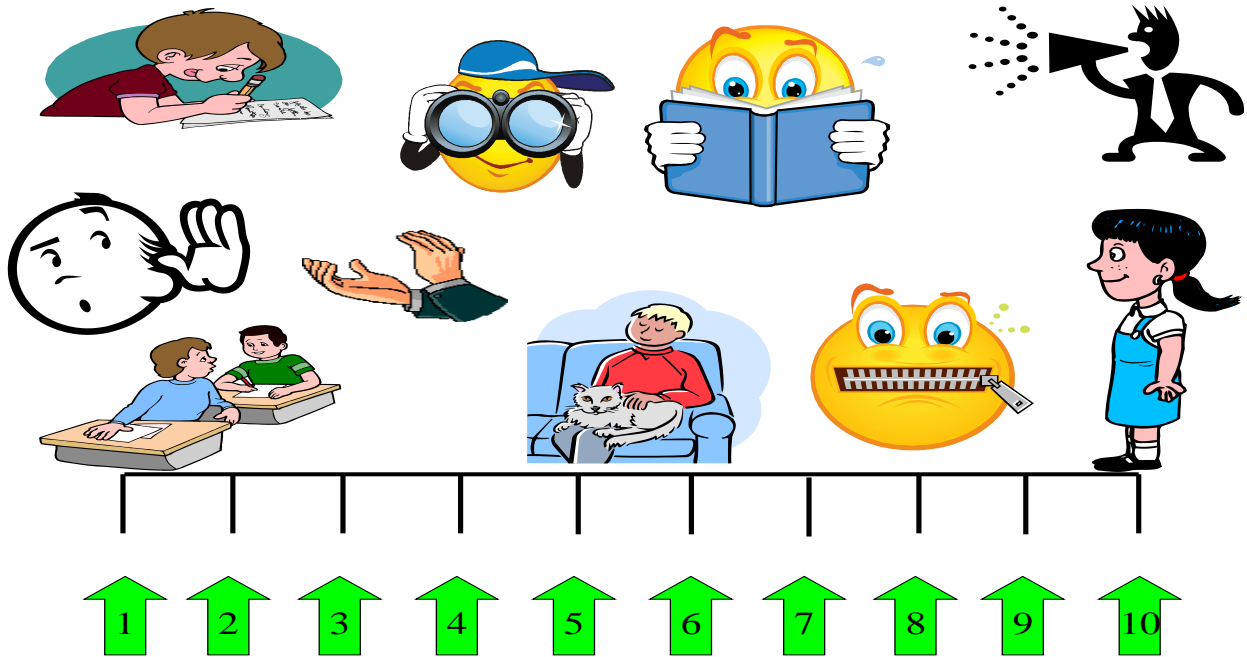
**Activity 5: Reading and writing:** Find the Arabic letters for each word as shown in the example.

1. ikraa	أ	ر	ق	إ
2. ijlis				
3. mumtaaz				
4. qif				
5. raddid				
6. takallam				
7. uskut				
8. uktub				





**Activity 6: Speaking:** Test your friend, how many words can they remember



**Activity 7: Listening:** What is the teacher asking the students to do? Listen and complete the table in **English**.

Sophie	
Peter	
Miriam	
Laura	
Khalid	
Maria	
Mustapha	



**3 stars and a wish:** Write two good things about your learning and one thing you need to improve:

---



---



---



## Lesson 3: Alphabet lesson 3 الحُرُوف العَرَبِيَّة

Name	Separate	Initial	Medial	Final	transcription
meem	م	م	م	م	<b>m</b>
noon	ن	ن	ن	ن	<b>n</b>
haa	ه	ه	ه	ه	<b>h</b>
daal	د	د	د	د	<b>d</b>
thaal	ذ	ذ	ذ	ذ	<b>th</b>
raa	ر	ر	ر	ر	<b>r</b>
zaay	ز	ز	ز	ز	<b>z</b>
waaw	و	و	و	و	<b>w</b>

**Activity 1:** Read the alphabet and pay careful attention to the changes to the letters at the *beginning*, *middle* and *end* of the word.

a/ Write 8 examples of **initial** letters.

1. \_\_\_\_\_ 2. \_\_\_\_\_ 3. \_\_\_\_\_ 4. \_\_\_\_\_  
5. \_\_\_\_\_ 6. \_\_\_\_\_ 7. \_\_\_\_\_ 8. \_\_\_\_\_

b/ Write 8 examples of **medial** letters.

1. \_\_\_\_\_ 2. \_\_\_\_\_ 3. \_\_\_\_\_ 4. \_\_\_\_\_  
5. \_\_\_\_\_ 6. \_\_\_\_\_ 7. \_\_\_\_\_ 8. \_\_\_\_\_

c/ Write 8 examples of **final** letter.

1. \_\_\_\_\_ 2. \_\_\_\_\_ 3. \_\_\_\_\_ 4. \_\_\_\_\_  
5. \_\_\_\_\_ 6. \_\_\_\_\_ 7. \_\_\_\_\_ 8. \_\_\_\_\_

**Activity 2:** Listen and write the correct alphabet letter in **Arabic**.

				<b>14</b>



**Activity 3:** Match the Arabic letters to their equivalent in English as shown in the example.

<b>Z</b>	ز	—
<b>w</b>	و	—
<b>h</b>	هـ	—
<b>d</b>	د	—
<b>th</b>	ث	—
<b>r</b>	ر	—
<b>m</b>	م	—
<b>n</b>	ن	—

*Note: An arrow points from the English letter 'Z' to the Arabic letter 'Zay' (ز).*





# Play dough activities

**Activity 4:** Write the following letters using play dough. Don't forget the dots 😊

هـ	ز	ر	م	د
----	---	---	---	---

**Activity 5:** Now, write their equivalent in **English**

--	--	--	--	--

**Activity 6:** Write the following letters using play dough. These are quite difficult, so be extra careful 😊

هـ	ن	ط	و	ذ
----	---	---	---	---

**Activity 7:** Now, write their equivalent in **English**

--	--	--	--	--

**Activity 8:** Writing: Alphabet tree.

Create an Arabic alphabet tree for class display.

Use all Arabic alphabets you have learned.

Your choice of Arabic letters can either be Initial, Medial or Final.





# الحُرُوف العَرَبِيَّة



# Alphabet Bingo

## Rules of the game:

Choose nine Arabic letters from the alphabet table. Your teacher will shout out some letters in Arabic. The first person to get three letters in a row (horizontally, diagonally or vertically) wins the game.

## Round one




## Round two




**Activity 8:** Write these English words written in Arabic in **English**

1. إنترنت

3. كتشب

5. تلفون

7. أمريكا

9. بريطانيا

11. نيويورك

2. ليمونادة

4. كيلومتر

6. تلفزيون

8. استراليا

10. وشنطن

12. لوس انجلس

1. \_\_\_\_\_
2. \_\_\_\_\_
3. \_\_\_\_\_
4. \_\_\_\_\_
5. \_\_\_\_\_
6. \_\_\_\_\_
7. \_\_\_\_\_
8. \_\_\_\_\_
9. \_\_\_\_\_
10. \_\_\_\_\_
11. \_\_\_\_\_
12. \_\_\_\_\_



**3 stars and a wish:** Write two good things about your learning and one thing you need to improve:

---

---

---

# Lesson 7: Age and numbers



**Activity 1: Key words:** Complete the wordsearch

T Y A T C K W D T T E O L I C  
 I H R R W S J Z H Z D F T V W  
 S R A H T A A L A H T H A H L  
 A M H L S A M B M C N P I O A  
 A C S H A B H K A A K W N R A  
 S G A A R A H S A A S M A H K  
 H R A U K S T A N V S H A V G  
 A A A B R A S H I N S H M H F  
 R K D O P H A W A A B A A B S  
 A H H I A S Y A A A A K H R G  
 A A I R I B N T S A S T T C A  
 H M A T X H T D H O H H T F A  
 Y S Z T T I H L A N U I A I Z  
 M A Z I S I S H R O O N D R S  
 A A R B A A S H A R A Y A K A



**Note:** " \ " stands for ع

**Rewrite the numbers in Arabic**

WAAHID

ITHNAAN

THALAATHA

ARBA' A

KHAMSA

SITTA

SAB' A

THAMAANIA

TIS' A

\ASHARA

IHDAA- \ASHARA

ITHNAA- \ASHARA

---



---



---



---



---



---



---



---



---



---



**Activity 2: Reading and responding:** Match up the words as shown in the example.

THAMAANIA

THALAATHA

ARBA' A

KHAMSA

ITHNAA- 'ASHARA

'ASHARA

WAAHID

SAB' A

ITHNAAN

SITTA

TIS' A

IHDAA- 'ASHARA



**Activity 3: Reading and writing:** Find the numbers and write them in the correct place

**ithnaanthalaathaasharasittakha  
msathamaaniaarbaatisaihdaaas  
harawaahidithnaaasharasaba**

1. \_\_\_\_\_ 2. \_\_\_\_\_ 3. \_\_\_\_\_

4. \_\_\_\_\_ 5. \_\_\_\_\_ 6. \_\_\_\_\_

7. \_\_\_\_\_ 8. \_\_\_\_\_ 9. \_\_\_\_\_

10. \_\_\_\_\_ 11. \_\_\_\_\_ 12. \_\_\_\_\_



**Activity 4: Reading and writing:** Find the numbers and write them in the correct place

A. THAMAANIA	_____	واحد
B. THALAATHA	_____	إثنان
C. ARBA' A	_____	ثلاثة
D. KHAMSA	_____	أربعة
E. ITHNAA- 'ASHARA	_____	خمسة
F. 'ASHARA	_____	سنة
G. WAAHID	_____	سبعة
H. SAB' A	_____	ثمانية
I. ITHNAAN	_____	تسعة
J. SITTA	_____	عشرة
K. TIS' A	_____	إحدى عشرة
L. IHDAА- 'ASHARA	_____	إثنى عشرة

**Activity 5: Reading and writing:** Use the table to write the number in Arabic next to the correct number in English.

1	2	3	4	5
١	٢	٣	٤	٥
6	7	8	9	10
٦	٧	٨	٩	١٠



6	7	5	10	3
2	9	1	8	4

**Activity 6: Reading and responding: Match up.**

**Key words:** **umree** = my age is      **sana** = year – years old

a.



b.



c.



d.



e.



f.



g.



h.



1.'Umree thamaania sanawaat

5.'Umree sitta sanawaat

2.'Umree ihdaa 'ashara sana

6.'Umree 'ashara sanawaat

3.'Umree arba'a sanawaat

7.'Umree sab'a sanawaat

4.'Umree tis'a sanawaat

8.'Umree khamsa sanawaat



**3 stars and a wish:** Write two good things about your learning and one thing you need to improve:

---



---



---



# Lesson 8: Months of the year and



Activity 1: Key words: Complete the wordsearch

W R Q F S R H S R R O U L A F  
 O A O U J A E E H C F E S G R  
 A K X A O D B Y T A E D E H E  
 H E J L Q M L O A R H U R U B  
 V Z H W A V O J B A A R A S M  
 Y B F F L B M A E T R R A T A  
 O A O N E X F M S W X B M U T  
 X O N R O O Y N O O Y H E S B  
 N S Y A Z E F J K M X I A F E  
 J G Q L A D E E C E M B E R S  
 O U M S O Y E M A A Y O O Z Q  
 R E V N W O E G S S C O F M G  
 W A T K Q K Y R Y H D T V D H  
 E E D A A L E E M D E E M E P  
 R H C B R J A F W D Q R W F I



ABREEL  
 AGHUSTUS  
 DEECEMBER  
 FEBRAAYER  
 MAARES  
 MAAYOO  
 NOOFAMBER  
 OCTOOBER  
 SEBTEMBER  
 YNAAAYER  
 YOOLYOO  
 YOONYOO

EED-MEELAADDEE → FEE → SHAHR



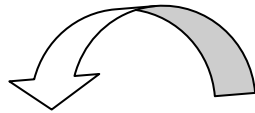


**Activity 2: Reading and responding:** Match up with the correct letter.

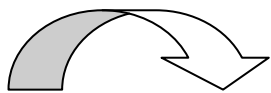
YANAAYER \_\_\_\_\_  
YOONYOO \_\_\_\_\_  
ABREEL \_\_\_\_\_  
MAAYOO \_\_\_\_\_  
AGHUSTUS \_\_\_\_\_  
FEBRAAYER \_\_\_\_\_  
DEECEMBER \_\_\_\_\_  
NOOFAMBER \_\_\_\_\_  
OCTOOBER \_\_\_\_\_  
SEBTEMBER \_\_\_\_\_  
MAARES \_\_\_\_\_  
YOOLYOO \_\_\_\_\_

- a. January
- b. February
- c. March
- d. April
- e. May
- f. June
- g. July
- h. August
- i. September
- j. October
- k. November
- l. December

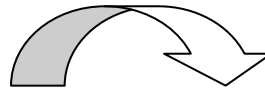
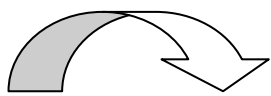
**Activity 3: Reading and writing:** Find the missing months.



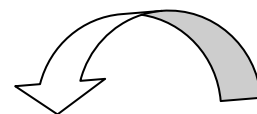
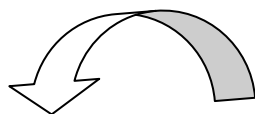
1. \_\_\_\_\_ Yoolyoo.



2. Aghustus \_\_\_\_\_.



3. Octoover \_\_\_\_\_



4. \_\_\_\_\_ Febraayer, \_\_\_\_\_ Abreel.





**Activity 4: Listening:** What is their month of birth? Listen and complete the table with the correct month for each person.

Maha	
Zaynab	
Ibrahim	
Rana	
Salma	
Aziz	

**Activity 5: Writing:** Now write your age and your month of birth.

anaa ‘umree \_\_\_\_\_.

‘eed meelaadee fee shahr \_\_\_\_\_.



**Activity 5: Speaking:** Test your friend, how many months can they remember?

**Summer** How many months can you remember

YOO LYOO    SEBTEMBER    MAARES

YANAAYER    FEBRAAYER    ABREEL    AGUSTUS

YOO NYOO    MAA YOO

DEECEMBER    OCTOOBER

1 2 3 4 5 6 7 8 9 10



**Activity 6: Reading and writing:** Complete the cryptogram and answer the reading and comprehension questions.

**Key words:** Eed meelaadee = my birthday      wa = and  
 Umree = my age is      fee = in

A	B	C	D	E	F	G	H	I	J	K	L	M	N	O	P	Q	R	S	T	U	V	W	X	Y	Z
			24	8	12								15	11	6	18	21			26		7		4	16

E E      O N W      U R E E  
 9 10 23 8 8      19 11 2 15      7 14      26 23 21 8 8      10 9 25 25 14  
 N      W      E E D      E E      D E E      F E E  
 10 14 15 14      7 14      8 8 24      23 8 8 5 14 14 24 8 8      12 8 8  
 R      R E      N      R E  
 10 2 14 2 21      23 14 14 21 8 10      14 15 14 14      23 14 21 9 8  
 W      U R E E      N      W      E E D  
 7 14      26 23 21 8 8      13 2 14 23 10 14      10 14 15 14      7 14      8 8 24  
 E E      D E E      F E E      R      R E E  
 23 8 8 5 14 14 24 8 8      12 8 8      10 2 14 2 21      14 1 21 8 8 5

1. How old is John?

---

2. What month was he born?

---

3. How old is Marie?

---

4. Which month was she born in?

---



**3 stars and a wish:** Write two good things about your learning and one thing you need to improve:

---



---



---





# Lesson 9: Class equipment



**Activity 1: Key words:** Complete the wordsearch

K I T A A B M Q P G H J A H I  
 H U Q W O I B I A P L A O A H  
 T A C H B M A P F L H T Q Q N  
 M A A R H K D I Z T A I A E P  
 B P A T W N L F A P V M Q E X  
 N A E H H P A A A G A I L B H  
 T R E U M I H A R L K S I A J  
 L O K R C I H Y A H A B I U A  
 C N J X Y T M I T Q R F O W I  
 L J V I W C X K S U A J P S X  
 A M A L K I M Y I M O K T P Z  
 S D M G M J J B M X X R U D I  
 K Y X L Y X M O D U T F K U O  
 R L L M L W N Q E F V V P I N  
 X D T N M A N E T Q H G T E K



**Arabic**

**Meaning**

HAQEEBA

\_\_\_\_\_

KITAAB

\_\_\_\_\_

MIBRAAT

\_\_\_\_\_

MIKLAMA

\_\_\_\_\_

MIMHAAT

\_\_\_\_\_

MISTARA

\_\_\_\_\_

QALAM

\_\_\_\_\_

BADLA

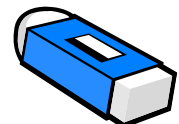
\_\_\_\_\_

HAATHAA

\_\_\_\_\_

HAATHIHI

\_\_\_\_\_



**Activity 2: Reading and responding:** Match up the words as shown in the example.

HAQEEBA

KITAAB

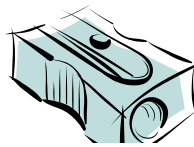
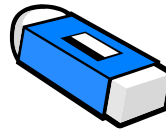
MIBRAAT

MIQLAMA

MIMHAAT

MISTARA

QALAM



**Activity 3: Reading and writing:** Find and write the class equipment

**kitaabqalammimhaat  
miqlamahaqeebamib  
raatmistarabadla**

1. \_\_\_\_\_

2. \_\_\_\_\_

3. \_\_\_\_\_

4. \_\_\_\_\_

5. \_\_\_\_\_

6. \_\_\_\_\_

7. \_\_\_\_\_

8. \_\_\_\_\_





### Activity 4: Reading and responding:

a/ Match the sentences to the pictures by writing the correct letter in the correct box.

b/ Rewrite the sentences in Arabic as shown in the example.

**Key words:** Ladayya = I have      wa = and

1. Ladayya qalam wa mistara

\_\_\_\_\_ لادي قلم و مسطرة \_\_\_\_\_

2. Ladayya haqeeba wa mimhaat

\_\_\_\_\_

3. Ladayya qalam wa mibraat

\_\_\_\_\_

4. Ladayya kitaab wa haqeeba

\_\_\_\_\_

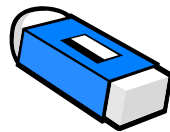
5. Ladayya mimhaat wa mibraat

\_\_\_\_\_

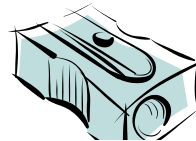

6. Ladayya miqlama wa kitaab

\_\_\_\_\_

**A**



**B**



**C**




**D**



**E**



**F**





**Activity 5: Speaking:** Test your friend, how many sentences can he/she make? One point for each sentence.

**How many sentences can you make?!**

Ladayya..  
I have

1 2 3 4 5 6 7 8 9 10

**Activity 6: Reading and writing:** Complete the cryptogram and answer the reading and comprehension questions.

A	B	C	D	E	F	G	H	I	J	K	L	M	N	O	P	Q	R	S	T	U	V	W	X	Y	Z
8	5	10		21	25	6		12			7			19						9			11	24	

**I**     **E E**     **C**     **I**     **A L A**     **A Y Y A**     **I L A**     **A**  
 12 16 22 21 21     10 2 17 12 16     18 8     7 8 4 8 24 24 8     22 12 26 7 8 22 8

**I**     **E E**     **B E**     **Y**     **A L A**     **A Y Y A**     **I**     **A**  
 12 16 22 21 21     5 21 14 14 24     18 8     7 8 4 8 24 24 8     22 12 16 14 8

**A**     **I**     **E E**     **O Y**     **A L A**     **A Y Y A**  
 17 8     12 16 22 21 21     14 19 20 24     18 8     7 8 4 8 24 24 8

**A E E B A**     **I**     **E E**     **U A**     **A**     **A**  
 2 8 26 21 21 5 8     12 16 22 21 21     22 9 2 8 22 22 8 4     18 8

**L A**     **A Y Y A**     **I**     **A A B**     **I**     **E E**     **A Y**     **A B**  
 7 8 4 8 24 24 8     13 12 14 8 8 5     12 16 22 21 21     1 8 24 20 8 5

**A L A**     **A Y Y A**     **A L A**  
 18 8     7 8 4 8 24 24 8     26 8 7 8 22

1. Who has a ruler? \_\_\_\_\_ 2. Who has a book? \_\_\_\_\_
3. Who has a pen? \_\_\_\_\_ 3. Who has a bag? \_\_\_\_\_



**3 stars and a wish:** Write two good things about your learning and one thing you need to improve:

---

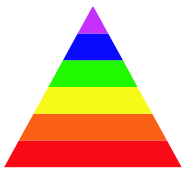


---



---





# Lesson 10: Colours

**Activity 1: Key words:** Complete the wordsearch

A Q F B K N A Q Y M E B D A I  
 A Y D G D A W A E S N A E A P  
 C K E O R N E R Z B M Y C D X  
 A C H D B U N N E Y A D F W P  
 O S A D A T P U J R E A J A E  
 D H F A A A E Q J T E A I S E  
 K G Q A A R M B Q E B F R U D  
 R M S Z R R N A N I E Z A B A  
 A A R M A H F N R Y T Z B A A  
 O A R E F W U A N R A Y Y M M  
 Q K V H B B F F S R W N A L A  
 T V G T T G T Y Q C S F D G R  
 M A H M A R C A U Q E Q M R W  
 J D A W S A A E K V O U L G P  
 W S Z C L V H G W H E H D N N




<b>Male</b>	<b>Female</b>	<b>Meaning</b>
AHMAR	HAMRAAء	
AKHDAR	KHADRAAء	
ASFAR	SAFRAAء	
ABYAD	BAYDAAء	
AZRAQ	ZARQAAء	
ASWAD	SAWDAAء	
RAMAADEE	RAMAADEYA	
BUNNEE	BUNNEYA	







**Activity 2: Reading and responding:** Colour the stars correctly.




AHMAR




AKHDAR




ASFAR




RAMAADEE




ABYAD



ASWAD



BUNNEE



AZRAQ

**Activity 3: Reading and writing:** Find and write the nine colours.

**ABYADRAMAADEEASFARASW  
ADBUNNEEKHADRAAHAMRAA  
AKHDARAHMAR**

1. \_\_\_\_\_ 2. \_\_\_\_\_ 3. \_\_\_\_\_

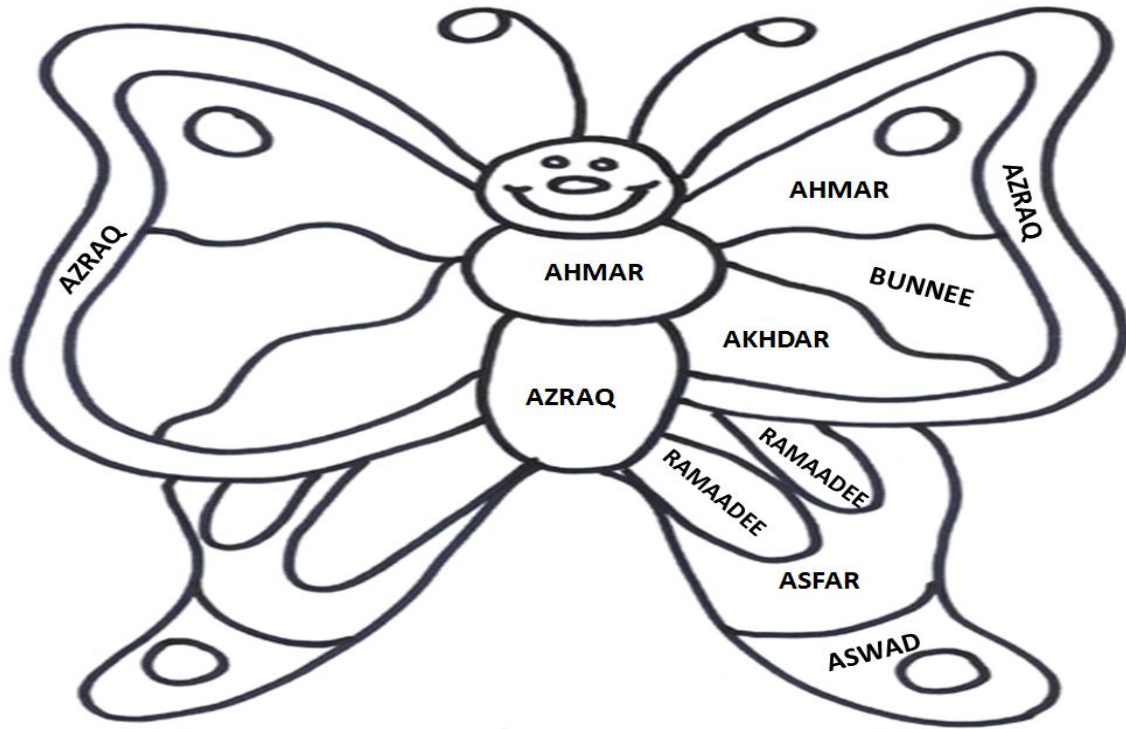
4. \_\_\_\_\_ 5. \_\_\_\_\_ 6. \_\_\_\_\_

7. \_\_\_\_\_ 8. \_\_\_\_\_ 9. \_\_\_\_\_





**Activity 4: Reading and writing:** Colour the butterfly correctly.

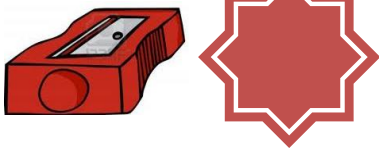


**Activity 5: Reading and writing:** label with the correct letter.

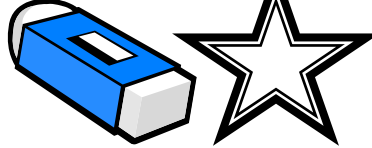
**Note:** Make a note of male and female colours and objects.

1. Ladayya miqlama khadraa'. \_\_\_\_\_
2. Haathaa qalam aswad. \_\_\_\_\_
3. Haathihi haqeeba bunneya. \_\_\_\_\_
4. Haathaa kitaab azraq. \_\_\_\_\_
5. Haathihi mimhaat baydaa'. \_\_\_\_\_
6. Ladayya mibraat hamraa \_\_\_\_\_

**A**



**B**



**C**



**D**



**E**



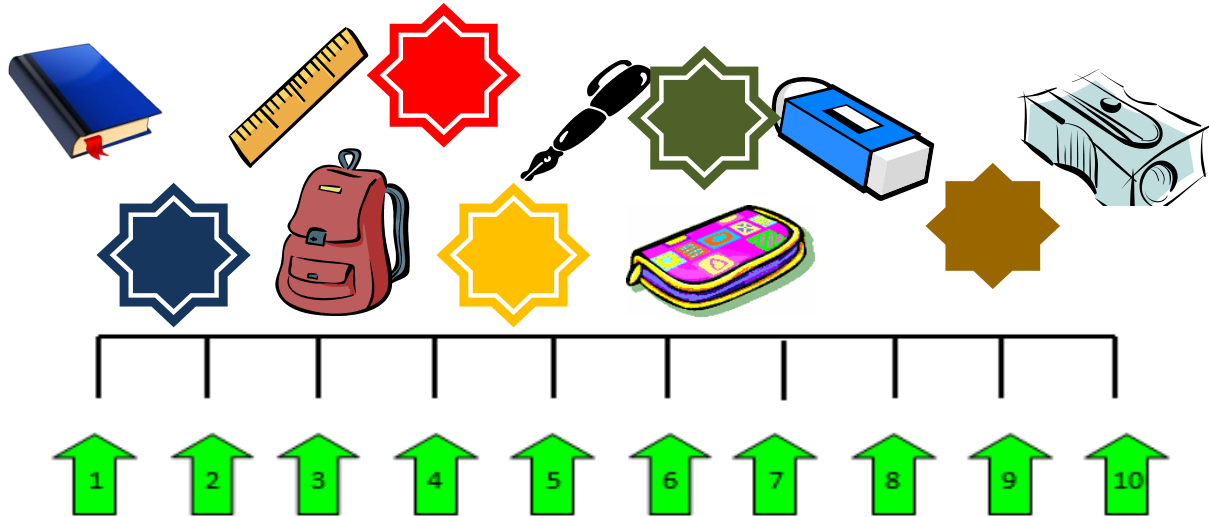
**F**





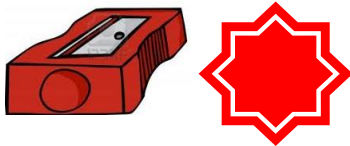
**Activity 6: Speaking:** Test your friend, how many sentences can he/she make? One point for each sentence.

**Note:** Be careful with male and female.



**Activity 7: Writing:** Now, write a sentence for each picture as shown in the example. **Note:** Be careful with male and female.

a.



Haathihi mibraat hamraa

b.



\_\_\_\_\_

c.



\_\_\_\_\_

d.



\_\_\_\_\_

e.



\_\_\_\_\_

**Activity 8: Reading and writing:** Complete the cryptogram



A	B	C	D	E	F	G	H	I	J	K	L	M	N	O	P	Q	R	S	T	U	V	W	X
8		26		9		5						3	21	17	19		14	24					11

A A                    A A                    A    A M    A S    A                    A                    A A  
 16 8 8 12 16 8 8                    25 8 22 8 3                    8 24 13 8 1                    13 8                    16 8 8  
  
                   M    S                    A R A    S A                    R A A ' .                    A    A  
                   20    3 20 24 12 8 14 8                    24 8 7 14 8 8                    22 8 1 8 18  
  
 A    E E    A                    N N E    A                    A                    A    A M    A  
 16 8 25 9 9 2 8                    2 15 21 21 9 18 8                    13 8                    25 8 22 8 3                    8  
  
 R                    A                    A    E E                    A    Z A R                    A A '                    A  
 14                    13 8                    16 8 25 9 9 2 8                    4 8 14 25 8 8                    13 8                    10 20 1:

A                    A R .  
 8 10 16 1 8 14

**Activity 9: Translation:** In pairs, translate the cryptogram.

---



---



---



---



---

**Activity 10: Writing:** Write a small text describing the colour of items in your pencil case.

---



---



---



---



---



**3 stars and a wish:** Write two good things about your learning and one thing you need to improve:


---



---



---



# Mini Dictionary

## Generic language

Generic vocabulary											
So that	حَتَّى	But	لَكِنْ	Maybe / perhaps	رُبَّمَا	here	هُنَا	Then	ثُمَّ	When	لَمَّا
Despite that she is	رَغْمَ أَنَّهَا	Since	مُنْذُ	that's why	لِذَلِكَ	There is/ there	هُنَاكَ	After that	بَعْدَ ذَلِكَ	When	عِنْدَمَا
Especially	خَاصَّةً	During	خِلَالَ	Also	كَذَلِكَ	Also	أَيْضاً	Immediately	حَالاً	whereas	بَيْنَمَا
Almost	تَقْرِيْباً	Now	الآن	With	مَعَ	Because of	بِسَبَبِ	Unfortunately	لِلْأَسَفِ	Despite that I am	مَهْمَا أَنَّنِي
Prepositions											
behind	خَلْفَ	Between	بَيْنَ	On	فَوْقَ	Under	تَحْتَ	In / at	فِي	on	عَلَى
Outside	خَارِجَ	Inside	دَاخِلَ	Next to	بِجَانِبِ	In front of	أَمَامَ	Without	بِدُونِ	behind	وَرَاءَ
Adjectives											
Organised	مُنَظَّم	Boring	مُمِل	Easy	سَهْل	Hard/difficult	صَعْب	Beautiful/nice	جَمِيل	nice/	لَطِيف
Tall / long	طَوِيل	Small	صَغِير	Big	كَبِير	Comfortable / relaxing	مَرِيح	Gifted	مَوْهُوب	Clever	ذَكِي
Annoying	مُزِعِج	Important	مُهْم	Great	عَظِيم	dirty	وَسِخ	Clean	نَظِيف	short	قَصِير
Simple	بَسِيط	Old	قَدِيم	New / recent	جَدِيد	Exciting	مَثِير	Historic	تَارِيخِي	Creative	مُبْدِع
Old	مُسِن	Young	شَاب	Strict	قَاس	Shy	خَجُول	Sensitive	حَسَّاس	Perfect/exemplary	مَثَالِي
Enjoyable	مَمْتَع	Fun	مَسْلِي	Violent/aggressive	عَنِيف	Polite	مُهَدَّب	Healthy	صَحِي	Useful/ beneficial	مُفِيد



## Days of the week

Monday	الاثنين
Tuesday	الثلاثاء
Wednesday	الأربعاء
Thursday	الخميس
Friday	الجمعة
Saturday	السبت
Sunday	الأحد

## Months of the year

January	يناير	July	يوليو
February	فبراير	August	أغسطس
March	مارس	September	سبتمبر
April	إبريل	October	أكتوبر
May	مايو	November	نوفمبر
June	يونيو	December	ديسمبر



## Numbers

0	٠	صفر	1	١	واحد
2	٢	إثنان	3	٣	ثلاثة
4	٤	أربعة	5	٥	خمسة
6	٦	سنة	7	٧	سبعة
8	٨	ثمانية	9	٩	تسعة
10	١٠	عشرة	11	١١	أحد عشر
12	١٢	إثنا عشر	13	١٣	ثلاثة عشر
14	١٤	أربعة عشر	15	١٥	خمسة عشر
16	١٦	سنة عشر	17	١٧	سبعة عشر
18	١٨	ثمانية عشر	19	١٩	تسعة عشر
20	٢٠	عشرون	21	٢١	واحد وعشرون
22	٢٢	إثنان وعشرون	23	٢٣	ثلاثة وعشرون
24	٢٤	أربعة وعشرون	25	٢٥	خمسة وعشرون
26	٢٦	سنة وعشرون	27	٢٧	سبعة وعشرون
28	٢٨	ثمانية وعشرون	29	٢٩	تسعة وعشرون
30	٣٠	ثلاثون	31	٣١	واحد وثلاثون
40	٤٠	أربعون	42	٤٢	إثنان وأربعون
50	٥٠	خمسون	53	٥٣	ثلاثة وخمسون
60	٦٠	ستون	64	٦٤	أربعة وستون
70	٧٠	سبعون	75	٧٥	خمسة وسبعون
80	٨٠	ثمانون	86	٨٦	سنة وثمانون
90	٩٠	تسعون	97	٩٧	سبعة وتسعون
100	١٠٠	مائة	98	٩٨	ثمانية وتسعون









A series of horizontal lines for writing, consisting of 28 evenly spaced lines across the page.

